



ESMO
CABINETS

CATALOG 2026

BY ALPES DESIGNS

ABOUT US...

Alpes Designs, a company with over 20 years of experience in the design, production, and installation of high-quality cabinets, is pleased to announce the launch of a new line of standard cabinets aimed at meeting the needs of a growing market seeking affordable furniture solutions.

This new line is designed to offer builders, developers, and customers who need to furnish homes and apartments in mass production with easy-to-install, high-quality furniture. While maintaining the excellence that defines our brand, this line offers pre-designed options to streamline the selection and installation process for construction projects.

The new line of standard cabinets from Alpes Designs focuses on the mass production of European-style modular cabinets at competitive prices. This line has been carefully developed to provide builders and developers with a pre-defined catalog of cabinets, which can be easily selected and installed in their projects. Unlike our custom solutions, these standard cabinets have been optimized for efficient production without sacrificing style or functionality.

Our goal is to be a reliable partner for builders and developers, offering products that optimize their workflow and meet the quality and design expectations of future property owners.

The new line of standard cabinets from Alpes Designs is designed with efficiency in mind for mass construction projects. Some of the standout features include:

- **European-Style Modular Design:** Clean, functional, and elegant style with options that easily integrate into various types of spaces, including residential and commercial areas.
- **Wide Range of Models:** The catalog includes a variety of pre-designed options that meet the most common needs for kitchen, bathroom, and storage cabinets.
- **Easy Installation:** All products are designed for quick and easy installation, helping builders save time and reducing complexity on-site.
- **Durable and Cost-Effective Materials:** We select high-quality materials that guarantee cabinet longevity while keeping the price affordable for mass-market construction projects.
- **Adaptability:** While the line is standardized, the modular nature of the cabinets allows for flexibility to fit specific project requirements.

The line offers a variety of modular models with pre-designed options, making it easy for customers to choose and quickly install cabinets in their projects.

Cabinet finishes

Textured MDF



Sisal



Chardonnay




Roble Mérida




Roble Santa Ana



Nogal Neo




Precompuesto
Ceniza




Oporto

Solid color MDF




Gris Claro



Blanco Absoluto

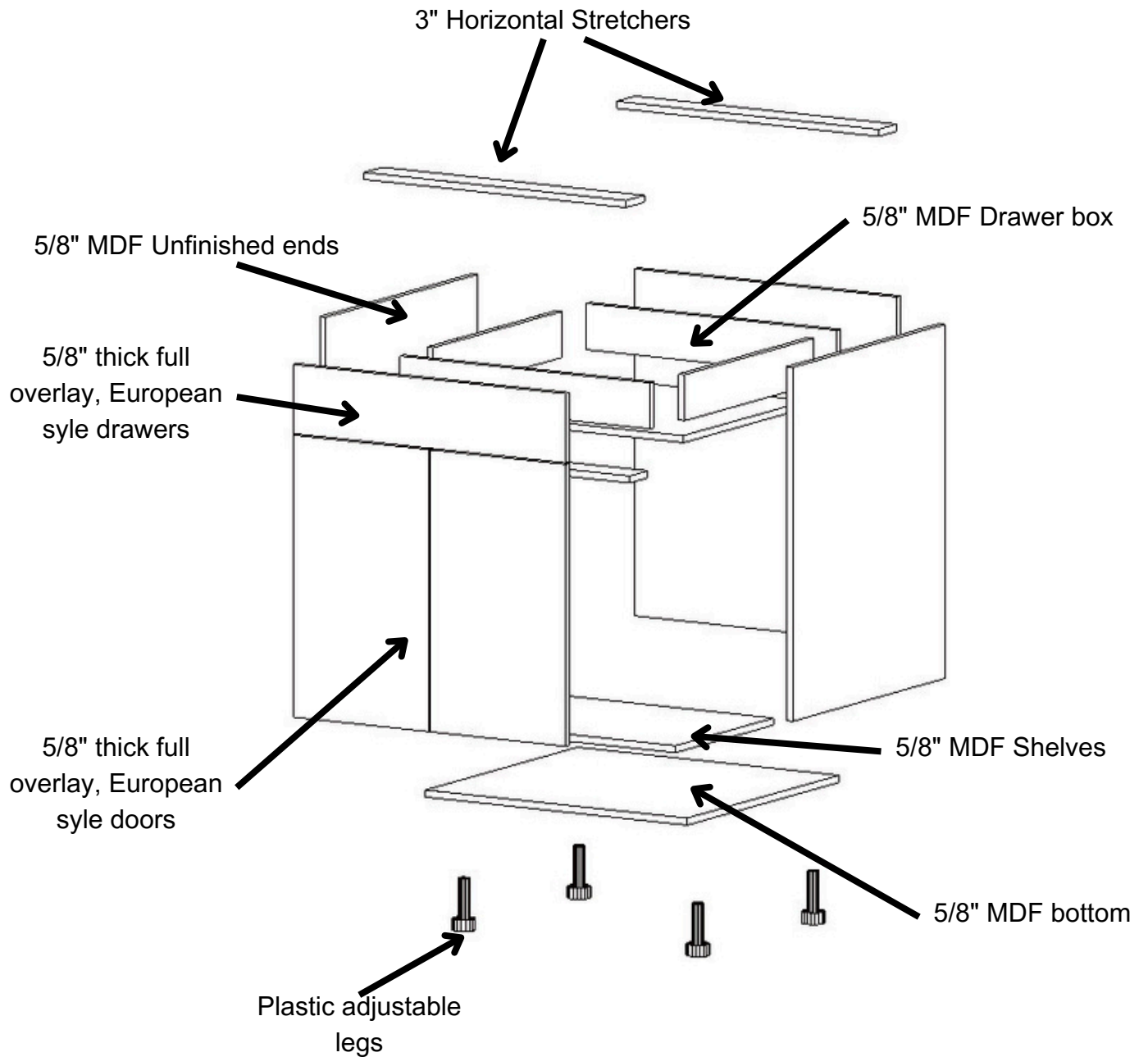


Romero



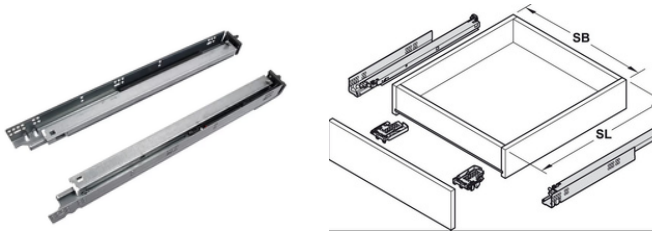
Oxford

CABINET FEATURES



- Full extension, under mounted, soft close slides.
- Clip top, soft close, full overlay, hidden metal hinges.
- Cabinet interior in white MDF 5/8" .
- Drawer boxes in same material as doors.

SYSTEMS, HARDWARE AND ACCESSORIES



SLIDES

PRO600 Drawer Slide with 100lb Capacity, Full Extension, Under-Mount, Soft-Closing




LEG LEVELER

Plastic adjustable legs for each cabinet, plus MDF finished toe kick.




HINGES

PRO 110° Opening Hinge, 45mm Bore Pattern, Soft-Closing, Full Overlay, Nickel-Plated, Screw-On

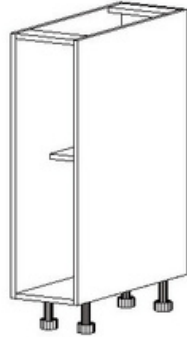



SCREW HOLE COVERS

pvc screw hole covers, one pack 50pz

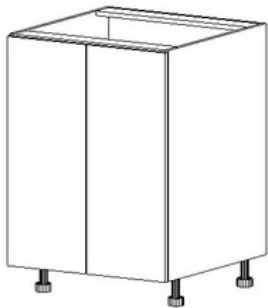


BASE CABINETS



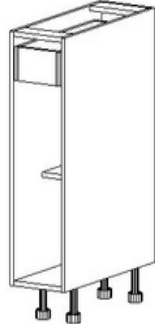
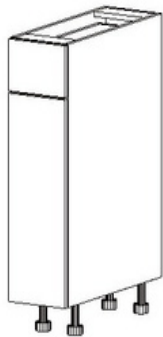
1 Door

Cabinet name		
Left hinge	Right hinge	Notes: 34 3/4" High 23 7/8" Deep 1 - 5/8" Adjustable shelf
B09FHDL	B09FHDR	
B12FHDL	B12FHDR	
B15FHDL	B15FHDR	
B18FHDL	B18FHDR	
B21FHDL	B21FHDR	



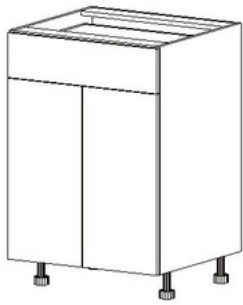
2 Doors

Cabinet name	
	Notes:
B24FHD	34 3/4" High 23 7/8" Deep 1 - 5/8" Adjustable shelf
B27FHD	
B30FHD	
B33FHD	
B36FHD	
B39FHD	
B42FHD	



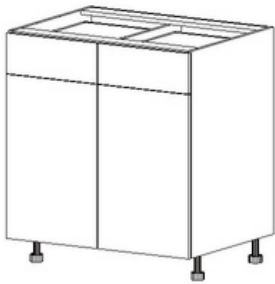
1 Door, 1 Drawer

Cabinet name		
Left hinge	Right hinge	Notes: 34 3/4" High 23 7/8" Deep 1 - 5/8" Adjustable shelf
B10L	B09R	
B12L	B12R	
B15L	B15R	
B18L	B18R	
B21L	B21R	



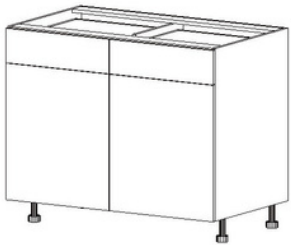
2 Door, 1 Drawer

Cabinet name	
	Notes:
B24	34 3/4" High
B27	23 7/8" Deep
B30	1 - 5/8" Adjustable shelf



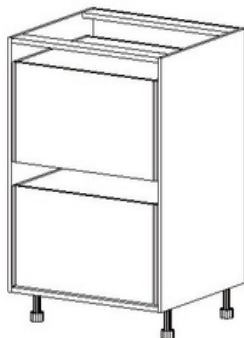
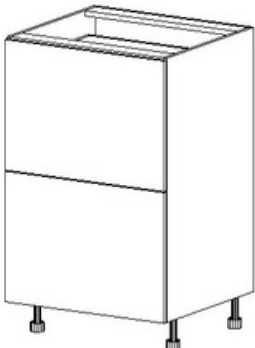
2 Door, 2 Drawer

Cabinet name	
	Notes:
B33	34 3/4" High
B36	23 7/8" Deep
	1 - 5/8" Adjustable shelf



2 Door, 2 Drawer

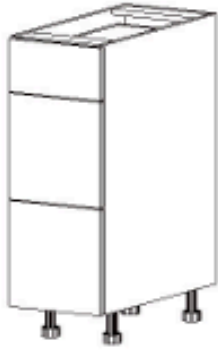
Cabinet name	
	Notes:
B39	34 3/4" High
B42	23 7/8" Deep
	2 - 5/8" Adjustable shelf



2 Drawers

Cabinet name	
	Notes:
2DB18	
2DB24	
2DB27	34 3/4" High
2DB30	23 7/8" Deep
2DB36	


3 Drawers



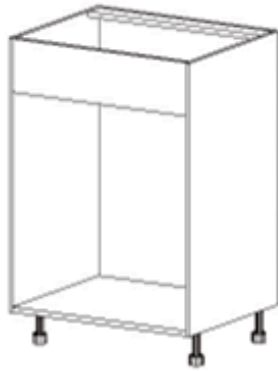
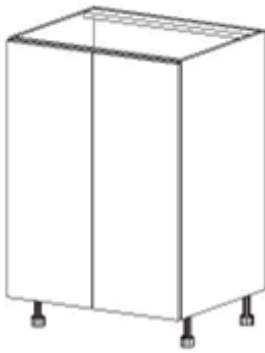
Cabinet name	
	Notes:
3DB12	34 3/4" High 23 7/8" Deep
3DB15	
3DB18	
3DB21	
3DB24	
3DB27	
3DB30	
3DB36	

Base Blind Corner Cabinet

1 Door



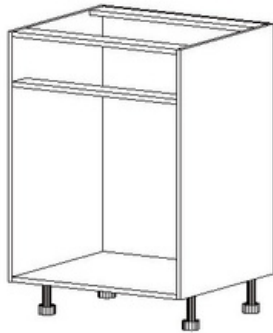
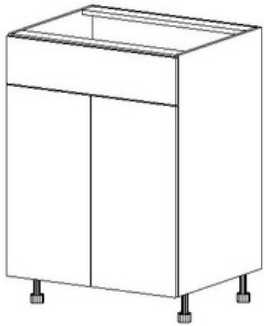
Cabinet name	
	Notes:
BBCFHD42L	34 3/4" High 23 7/8" Deep
BBCFHD42R	
BBCFHD45L	
BBCFHD45R	
	1 - 5/8" Adjustable shelf



Sink Cabinets

2 Doors

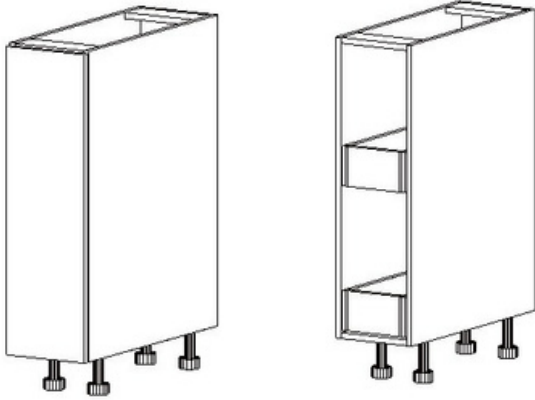
Cabinet name	
	Notes:
SBFHD24	34 3/4" High
SBFHD27	23 7/8" Deep
SBFHD30	
SBFHD33	
SBFHD36	
SBFHD39	
SBFHD42	



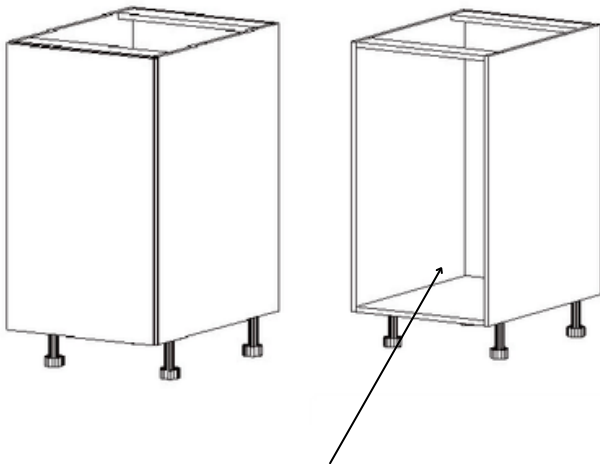
1 False Drawer, 2 Doors

Cabinet name	
	Notes:
SB24	34 3/4" High
SB30	23 7/8" Deep
SB33	
SB36	

Base Pull Out-Bottle- Drawer , 1 Door



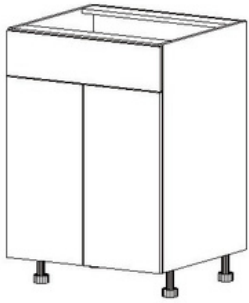
Cabinet name	
	Notes:
BPBD10	34 3/4" High
	23 7/8" Deep
	No shelves



Base Trash Can , 1 Door

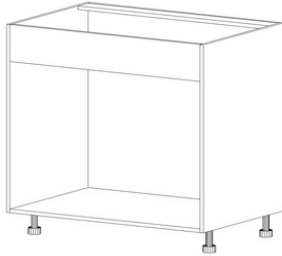
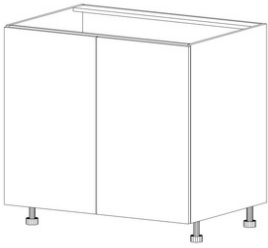
Cabinet name	
	Notes:
B18TC	34 3/4" High
B18TCR	23 7/8" Deep
	No shelves

(REMOVABLE TRASH CAN NOT INCLUDED)



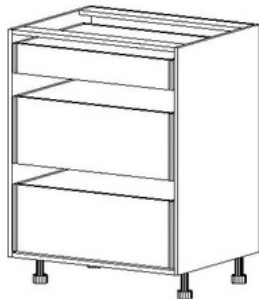
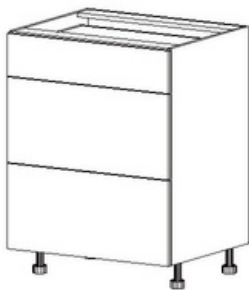
Vanity False drawer

Cabinet name	
	Notes:
SBV2421	34 3/4" High
SBV2721	21 " Deep
SBV3021	
SBV3321	
SBV3621	



Vanity doors

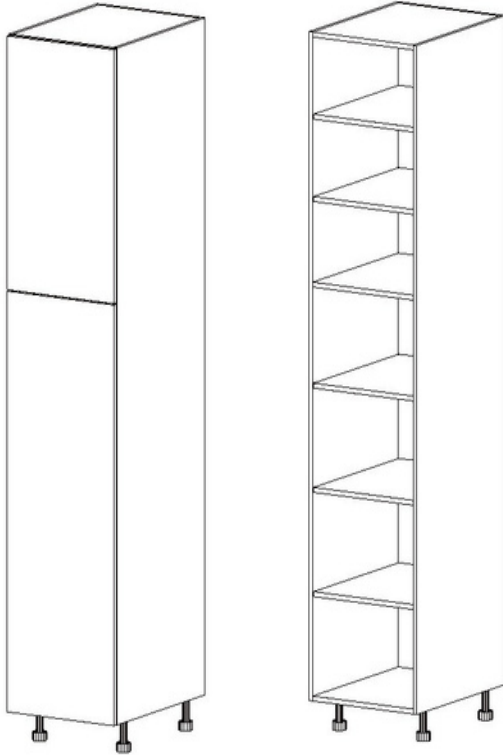
Cabinet name	
	Notes:
SBVFHD2421	34 3/4" High
SBVFHD2721	21 " Deep
SBVFHD3021	
SBVFHD3321	
SBVFHD3621	



Vanity drawers

Cabinet name	
	Notes:
DBV1021	
DBV1221	34 3/4" High
DBV1521	21 " Deep
DBV1821	
DBV2121	
DBV2421	
DBV2721	

TALL CABINETS



2 Doors

Cabinet name		
Left hinge	Right hinge	Notes:
PC188424L	PC188424R	23 7/8" Deep 1 - 5/8" Fixed shelf (Full depth) 5 - 5/8" Adjustable shelves (Full depth)
PC189024L	PC189024R	
PC189624L	PC189624R	

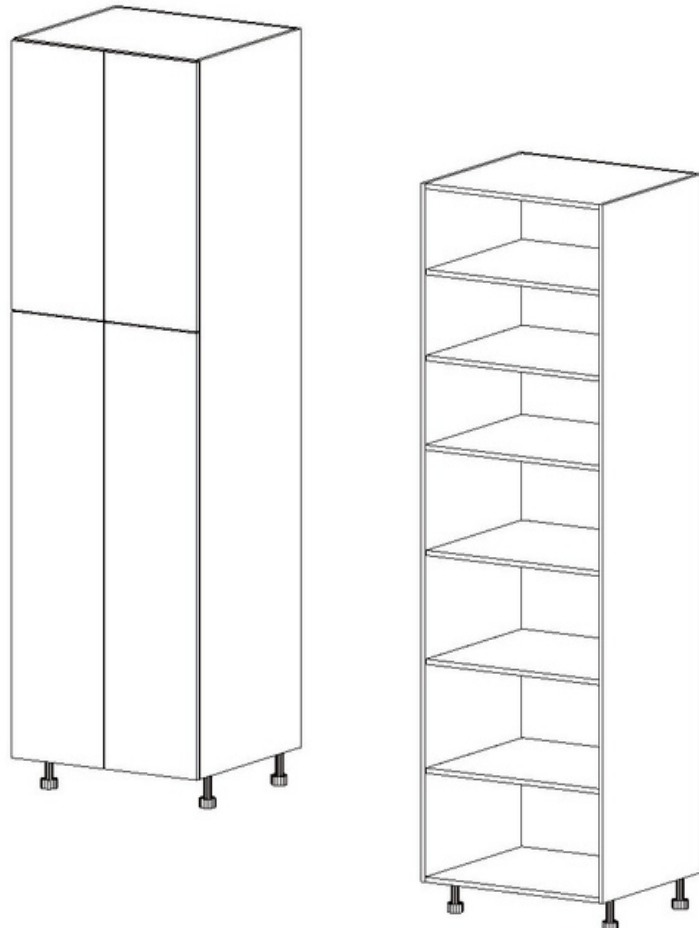
Cabinet name		
Left hinge	Right hinge	Notes:
PC218424L	PC218424R	23 7/8" Deep 1 - 5/8" Fixed shelf (Full depth) 5 - 5/8" Adjustable shelves (Full depth)
PC219024L	PC219024R	
PC219624L	PC219624R	

4 Doors

Cabinet name	
	Notes:
PC248424	23 7/8" Deep 1 - 5/8" Fixed shelf (Full depth) 5 - 5/8" Adjustable shelves (Full depth)
PC249024	
PC249624	

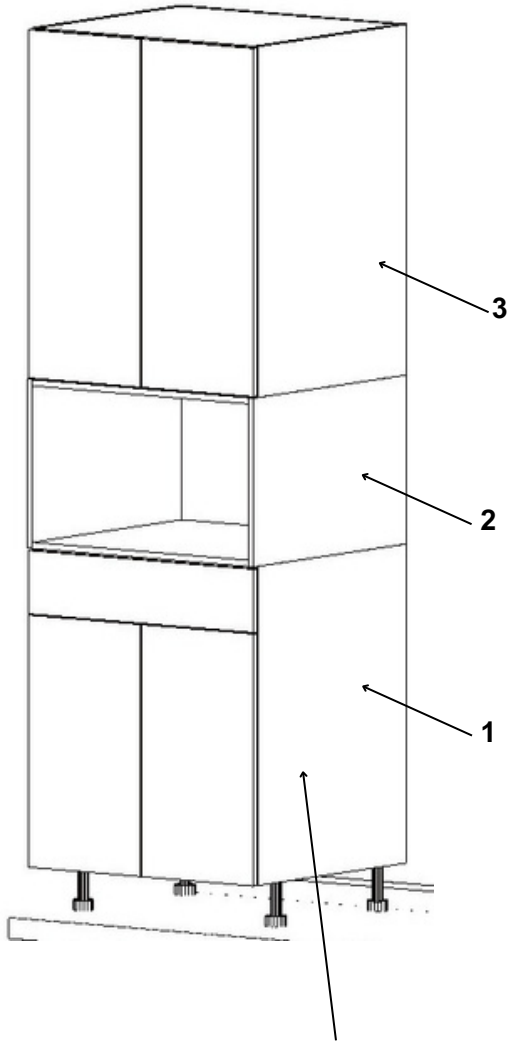
Cabinet name	
	Notes:
PC278424	23 7/8" Deep 1 - 5/8" Fixed shelf (Full depth) 5 - 5/8" Adjustable shelves (Full depth)
PC279024	
PC279624	

Cabinet name	
	Notes:
PC308424	23 7/8" Deep 1 - 5/8" Fixed shelf (Full depth) 5 - 5/8" Adjustable shelves (Full depth)
PC309024	
PC309624	

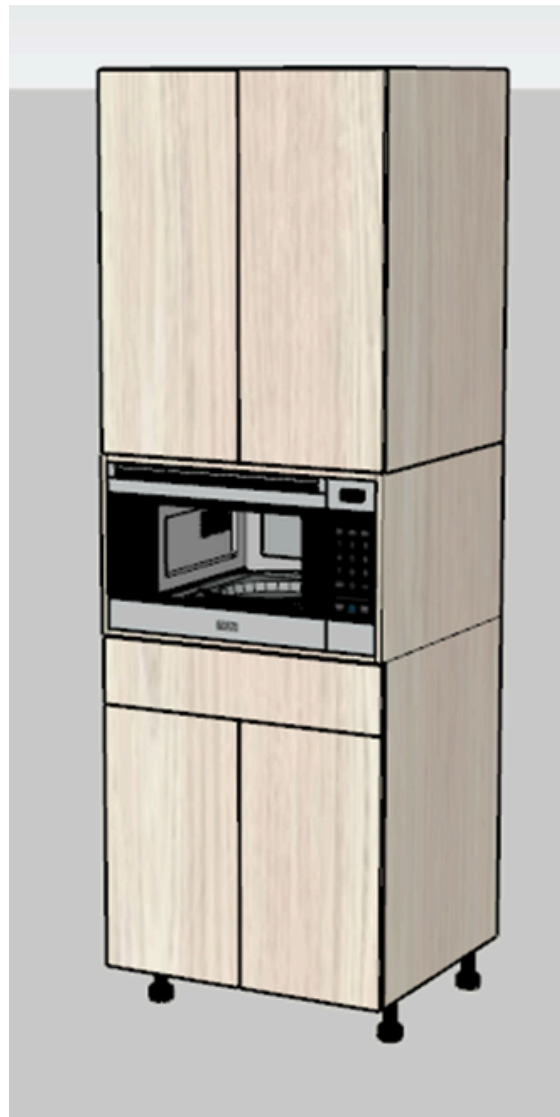


TALL MICROWAVE 3 INDIVIDUAL MODULS

Cabinet name	
	Notes:
PC278424MV	23 7/8" Deep 2-"
PC279024MV	Adjustable shelves (Full
PC279624MV	dephth)
	3 Independent modules

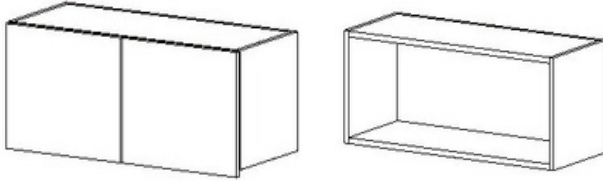


(UNFINISHED ENDS ARE IN WHITE)



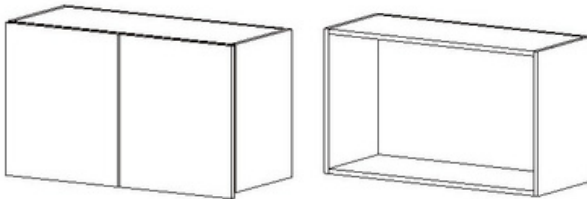
WALL CABINETS

2 Doors



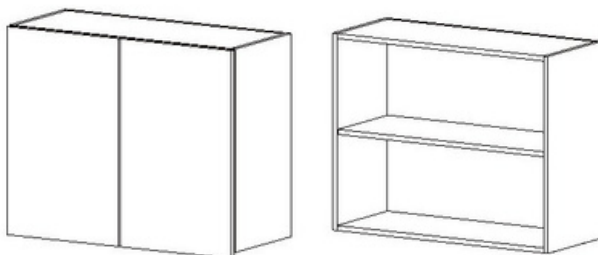
Cabinet name	
	Notes:
W3012	12" Deep No Adjustable shelf
W3312	
W3612	
W3912	
W4212	

2 Doors

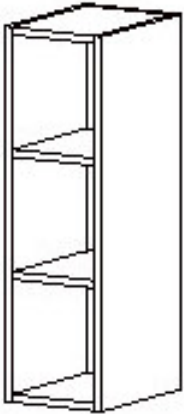


Cabinet name	
	Notes:
W3018	12" Deep No Adjustable shelf
W3318	
W3618	
W3918	
W4218	

2 Doors

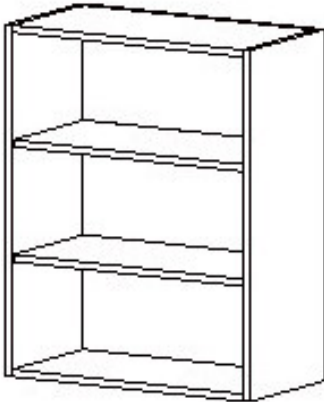


Cabinet name	
	Notes:
Left hinge	Right hinge
W3024	12" Deep 1 - 5/8" Adjustable shelf
W3324	
W3624	
W3924	
W4224	



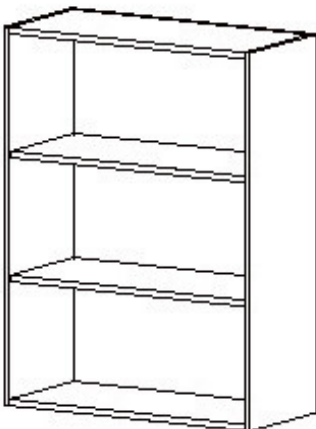
1 Doors

Cabinet name		
Left hinge	Right hinge	Notes:
W0930L	W0930R	12 Deep 2 - 5/8" a Adjustable shelves
W1230L	W1230R	
W1530L	W1530R	
W1830L	W1830R	
W2130L	W2130R	



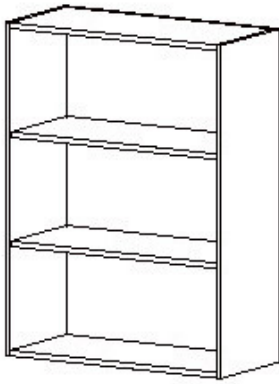
2 Doors

Cabinet name	
	Notes:
W2430	12" Deep 2 - 5/8"s Adjustable Shelves
W2730	
W3030	
W3330	
W3630	
W3930	
W4230	



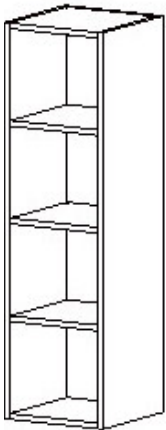
1 Door

Cabinet name		
Left hinge	Right hinge	Notes:
W0936L	W0936R	12" Deep 2- 5/8" Adjustable shelves
W1236L	W1236R	
W1536L	W1536R	
W1836L	W1836R	
W2136L	W2136R	



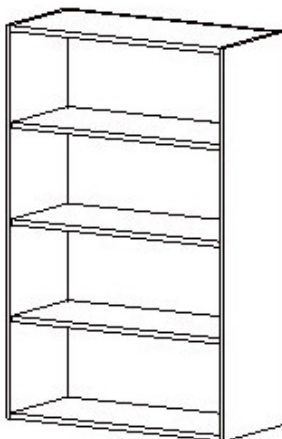
2 Doors

Cabinet name	
	Notes:
W2436	12" Deep
W2736	2 - 5/8" Adjustable
W3036	shelves
W3336	
W3636	
W3936	
W4236	



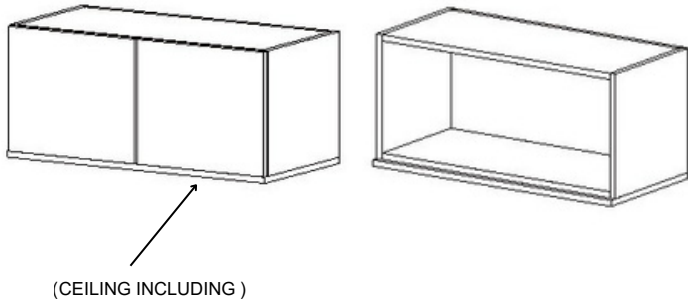
1 Door

Cabinet name		
Left hinge	Right hinge	Notes:
W0942L	W0942R	12" Deep
W1242L	W1242R	3 - 5/8"
W1542L	W1542R	Adjustable
W1842L	W1842R	shelves
W2142L	W2142R	



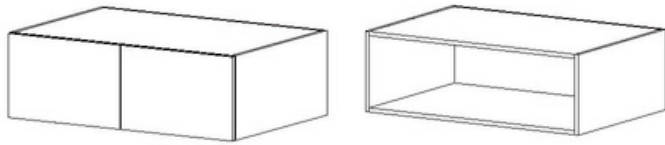
2 Doors

Cabinet name	
	Notes:
W2442	12" Deep
W2742	3 - 5/8" Adjustable
W3042	shelves
W3342	
W3642	
W3942	
W4242	



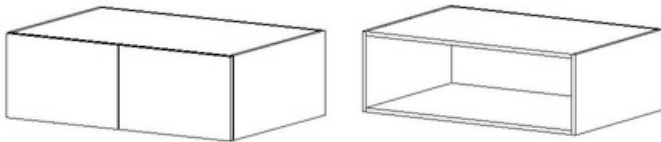
2 Doors (Window Cabinet)

Cabinet name	
	Notes:
WW271212	12" Deep
WW301212	No shelf
WW361212	
WW391212	
WW421212	



2 Doors (Fridge Cabinet)


Cabinet name	
	Notes:
W36.251224	12" Deep
W36.251824	1 - 5/8" Adjustable
W36.252424	shelf



2 Doors (Fridge Cabinet)

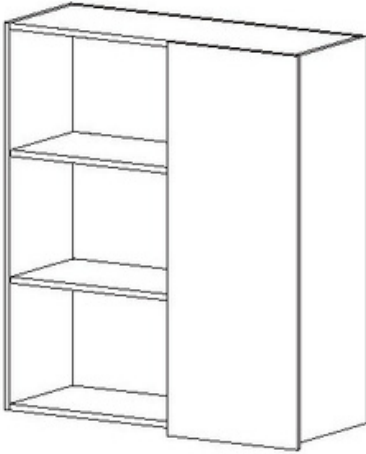
Cabinet name	
	Notes:
W331224	12" Deep
W331824	1 - 5/8" Adjustable
W332424	shelf

1 Door (Blind)

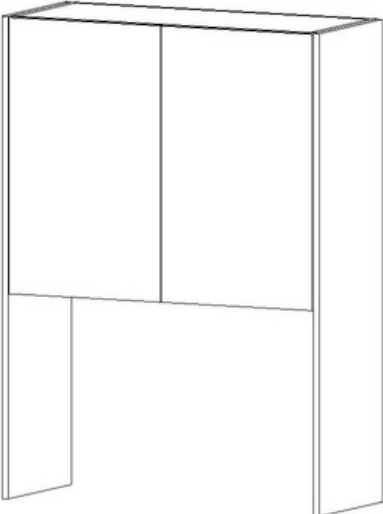


Cabinet name	
	Notes:
WBC3330R	12" Deep
WBC3336R	1 - 5/8" Adjustable
WBC3342R	shelf

Cabinet name	
	Notes:
WBC3330L	12" Deep
WBC3336L	1 - 5/8" Adjustable
WBC3342L	shelf

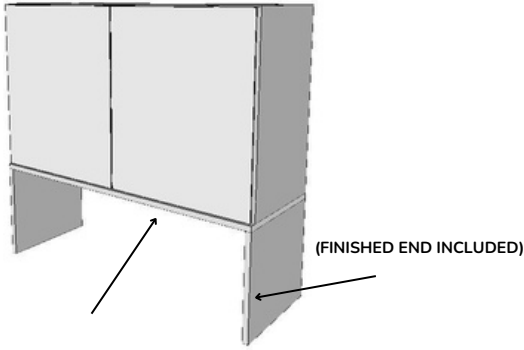


2 Doors (Microwave hood)

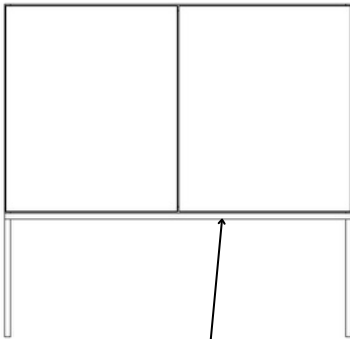


Cabinet name	
	Notes:
W302412H	12" Deep
W302012H	1 - 5/8" Adjustable
W301412H	shelf

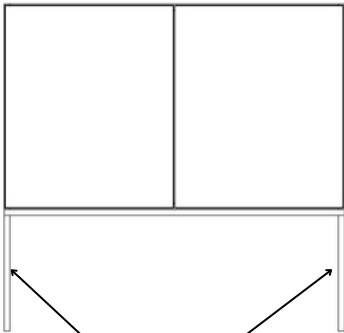
(FINISHED ENDS INCLUDING ,NO
PLAFOND)



CEILING INCLUDED



Finished bottom



Finished end

2 Doors (Upper Sink Cabinet)

Cabinet name	
	Notes:
W241812S	12" Deep
W242412S	0 or 1 - 5/8" Adjustable
W243012S	Finished bottom
	2 Finished ends

Cabinet name	
	Notes:
W271812S	12" Deep
W272412S	0 or 1 - 5/8" Adjustable shelf
W273012S	Finished bottom
	2 Finished ends

Cabinet name	
	Notes:
W301812S	12" Deep
W302412S	0 or 1 - 5/8" Adjustable shelf
W303012S	Finished bottom
	2 Finished ends


Cabinet name	
	Notes:
W331812S	12" Deep
W332412S	0 or 1 - 5/8" Adjustable
W333012S	Finished bottom
	2 Finished ends

Cabinet name	
	Notes:
W361812S	12" Deep
W362412S	0 or 1 - 5/8" Adjustable shelf
W363012S	Finished bottom
	2 Finished ends

Cabinet name	
	Notes:
W391812S	12" Deep
W392412S	0 or 1 - 5/8" Adjustable
W393012S	Finished bottom
	2 Finished ends

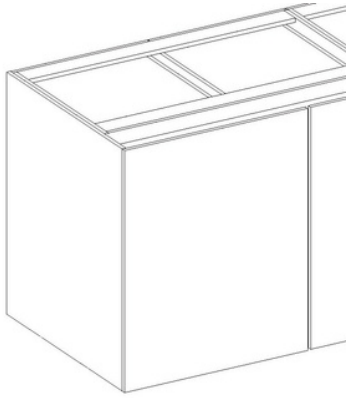
Cabinet name	
	Notes:
W421812S	12" Deep
W422412S	0 or 1 - 5/8" Adjustable shelf
W423012S	Finished bottom
	2 Finished ends

2 Doors (Upper Microwave Cabinet)

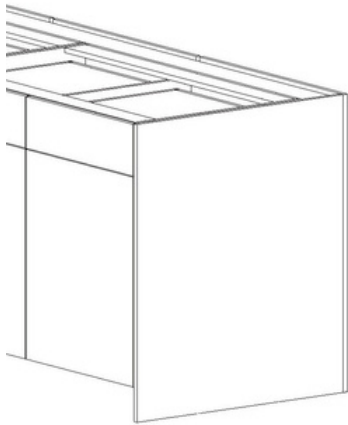


Cabinet name	
	Notes:
W3024MW	12" Deep and 16" Deep
W3624MW	1 - 5/8" Adjustable shelf
W4224MW	

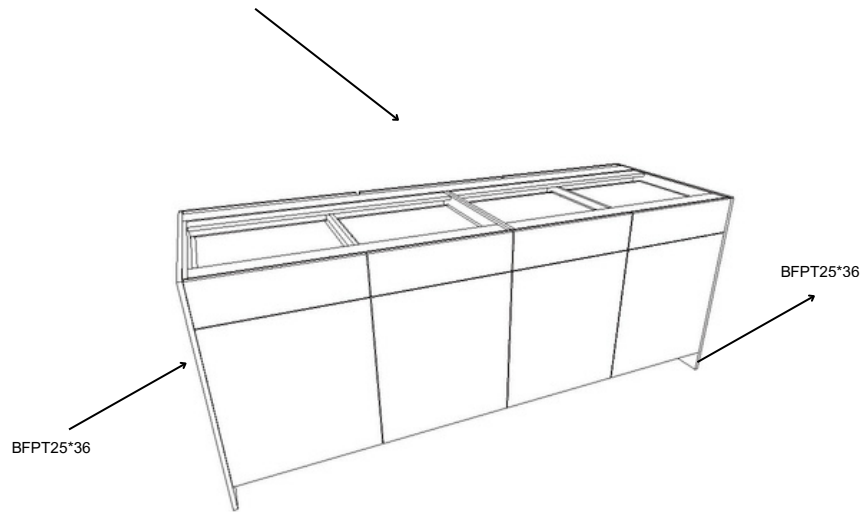
Pony wall



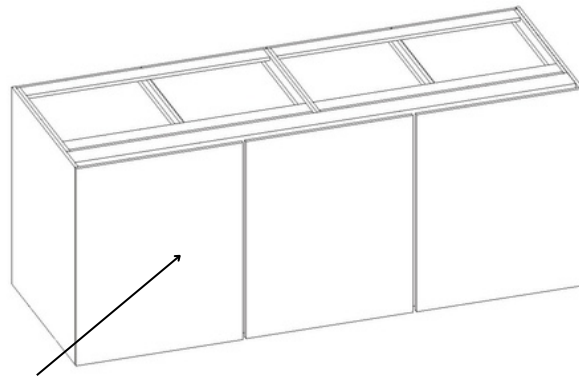
Cabinet name	
	Notes:
BPWAP28*36	Applied panels (27.83")
BPWAP30*36	Applied panels (30.25")
	36" High
	84" Full length of kitchen island



84" Full Length

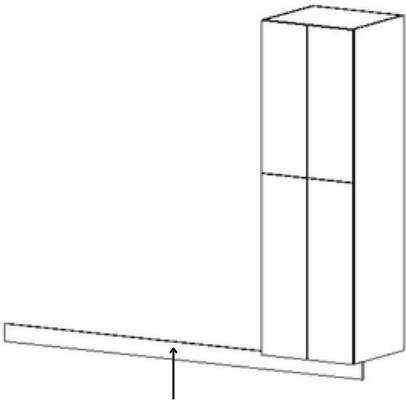


*(Cabinets for reference)



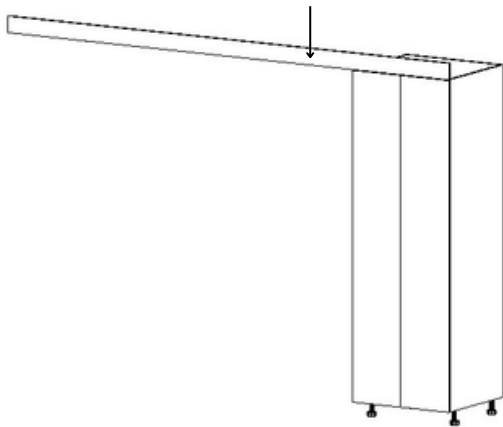
2-3 applied panels

*(Cabinet for reference)



Toe kick

Cabinet name	
	Notes:
S4.5*96	4 1/2" High
	95 3/4" Lenght



*(Cabinet for reference)

Crown Molding

Cabinet name	
	Notes:
CM96	3" High
	95 3/4" Lenght

FILLERS

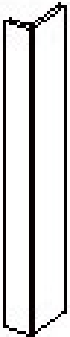


Short

Cabinet name	
WFPT30	Notes: 5" Deep 5/8" Wide
WFPT36	
WFPT42	
TFPT5*96	




Cabinet name		
<i>Left filler</i>	<i>Right filler</i>	Notes:
WF1.5*30L	WF1.5*30R	5" Deep 1 1/2" Wide
WF1.5*36L	WF1.5*36R	
WF1.5*42L	WF1.5*42R	
TF1.5*96L	WF1.5*96R	



Cabinet name		
<i>Left filler</i>	<i>Right filler</i>	Notes:
WF3*30L	WF3*30R	5" Deep 3" Wide
WF3*36L	WF3*36R	
WF3*42L	WF3*42R	
TF3*96L	WF3*96R	




Cabinet name		
<i>Left filler</i>	<i>Right filler</i>	Notes:
WF6*30L	WF6*30R	5" Deep 6" Wide
WF6*36L	WF6*36R	
WF6*42L	WF6*42R	
TF6*96L	WF6*96R	

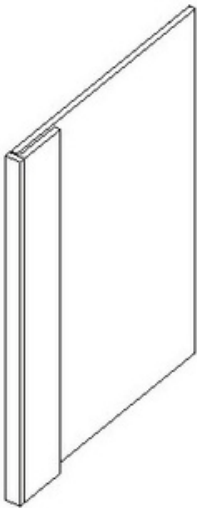


Applied

Cabinet name	
	Notes:
WFPT13*30	12 3/4" Deep
WFPT13*36	5/8" Wide
WFPT13*42	




Cabinet name	
	24 3/4" Deep
BFPT25*36	5/8" wide
TFPT26*96	
TFPT30*96	




Cabinet name	
	Notes:
BFJ1.5*36R	24 3/4" Deep
BFJ1.5*36L	5/8" wide

SYSTEMS, HARDWARE AND ACCESSORIES



EASY APPLICATION



STRONG ADHESIVE

Accessories	
	<i>Notes:</i>
PSHC	Screw hole covers

